



inspirational,
stylish, secure...


Steeline Garage Door Range



www.cardale.co.uk



Black Plastisol finish



Foil finish
Smooth




Plastisol finish
Leathergrain

Steel Roller

Cardale's Steeline garage door is an extremely durable and reliable door in a great range of attractive finishes. The door operates vertically and incorporates a uniquely attractive broad profile that lends itself perfectly to residential applications.

Colours & finishes

Golden Oak Foil finish




Plastisol Leathergrain finishes

10 year warranty on all Plastisol finishes



WHITE
BS 00 E 55




JUNIPER GREEN
BS 12 B 29




BURGUNDY
BS 04 D 45



HONESTY CREAM
BS 10 C 31



MERLIN GREY
BS 18 B 25




VANDYKE BROWN
BS 08 B 29



BLACK
BS 00 E 53



ANTHRACITE
RAL 7016



GOOSEWING GREY
BS 10 A 05



MUSHROOM
BS 10 B 19



OLIVE GREEN
BS 12 B 27



NAVY BLUE
RAL 5003

Foil Finishes



ROSEWOOD
(FOIL)



GOLDEN OAK
(FOIL)

5 year
warranty on
all foil finishes




CE Marked for
safety & your
peace of mind!

All colour samples depicted in this brochure are as close to the original manufacturer's colours as possible. Garage doors supplied may vary in colour from the brochure representation.



Rosewood Foil finish



Juniper Green Plastisol finish

Light, smooth and quiet




Lock Handle
All Steeline doors are supplied with a handle and lock as standard.



Enhanced Security
Highly pick resistant steel lock barrel mechanism as standard on each Steeline door.



Photo Eyes
Non contact photo eyes are an optional safety feature. Once the infrared beam is broken the door automatically reverses providing additional safety.



Bottom Seal
Robust rubber bottom seal secured in a corrosion resistant aluminium profile.





Automation

All single skin roller doors including the Mini can easily be automated with the LiftMaster™ side mount motor.



Welded Brackets

Steeline support brackets are substantially stronger than other doors - thicker steel and welded joints ensure strength and a powder coat finish neatens their appearance.



Steel Guides

The door curtain is protected with reinforced nyloflex webbing that ensures smooth running and is secured within full length steel guides.



Lock Bars

Manual doors are held in the closed position via dual lock bars that engage within the steel guides.

Power up with the world's No.1!

LM-750 Roller Door Drive



Why leave the comfort and safety of your car when you can press a button and be home and dry.



The LM-750 opener sets the standard for lifting power and convenience:

- Two handsets and a wireless wall control as standard
- Direct drive power means the LM-750 can easily handle doors up to 120Kg (18 m²)
- Pre-equipped with myQ technology so your opener is ready to "talk" to the optional myQ internet gateway
- Low standby power consumption saves you money, every day
- Emergency disconnect in case of power cut



Twin handsets
Included with every motor



Wireless wall control
Included with every motor

Optional convenience accessories

myQ® kit

Internet Gateway 828EV plus
770E Protector System™

Revolutionary new accessory with built-in myQ® technology that connects to the internet and allows monitoring and operating the garage door opener in or around your home or from anywhere in the world by using a smartphone or a computer. It utilises a two-way communication system. Easy and fast installation through in-home router. No annual activation fee.



In order to be compliant with current EU regulations, IR sensors must be installed in order to use myQ® enabled accessories. The Internet Gateway 828EV requires IR sensors as supplied in the myQ® kit.

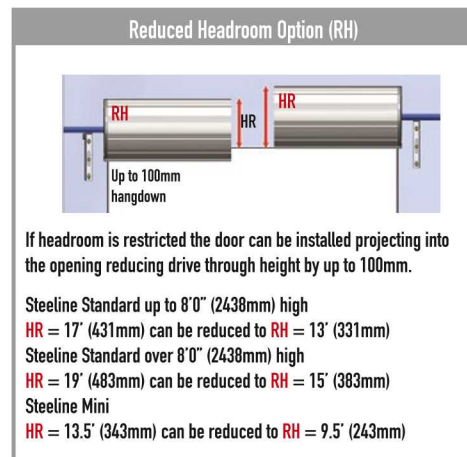
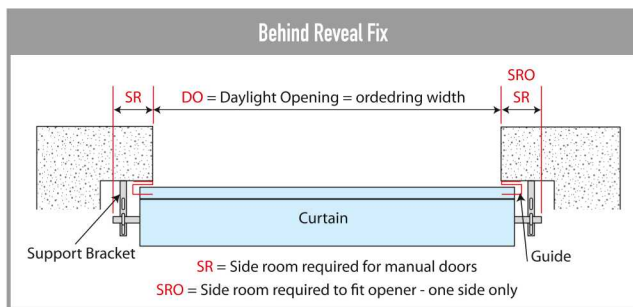
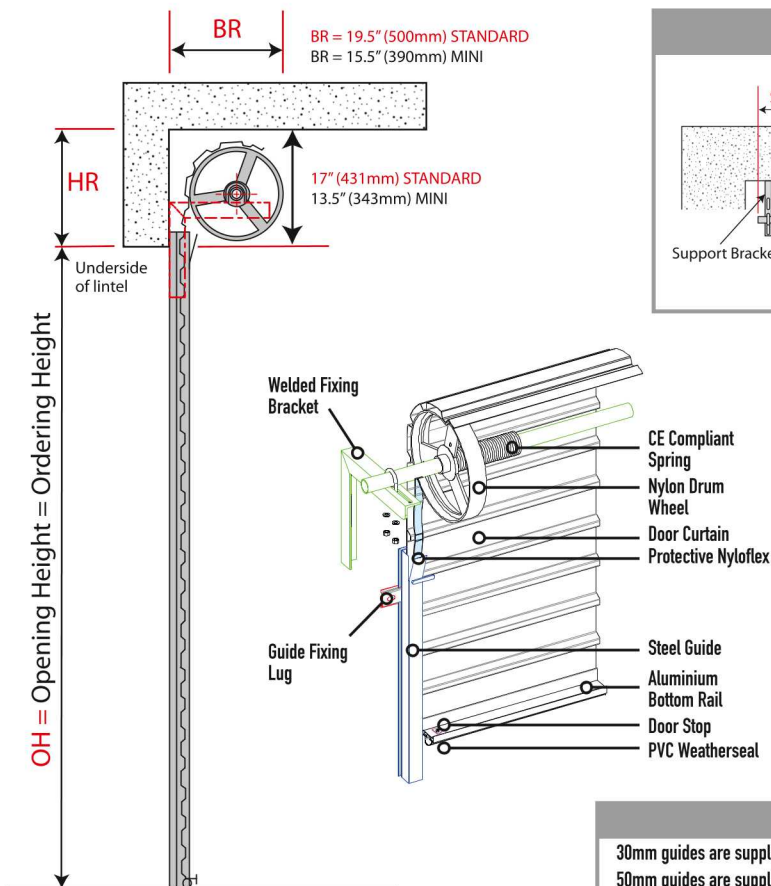
The Protector System™ fail-safe infra-red sensor system 770E This is a non contact reversing system. When the IR beam is broken the door will stop and reverse.



Wireless Keypad 747EV

Open or close your garage door without using a remote control or key. The LiftMaster Wireless Keyless Entry System can open the door using a private 4-digit code. Allows temporary access codes for visitors. Completely wireless, powered by one 9-volt battery (included). Weatherproof flip-up protective cover. Backlit keypad makes numbers easy to see, even in the dark.

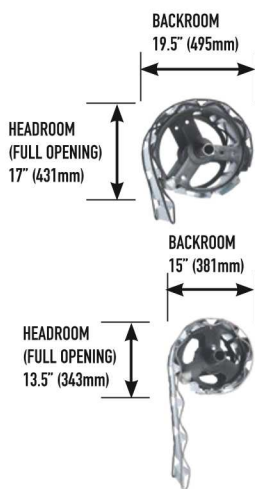
Technical Information



Guides

30mm guides are supplied on doors up to 9'6" (2896mm) wide x 8'0" (2438mm) high

50mm guides are supplied on doors over 9'6" (2896mm) wide and over 8'0" (2438mm) high



| Standard Steelie - standard brackets 30mm guides | | | |
|--|-------------------------|----------------------|---------------|
| HEADROOM | SIDEROOM WITHOUT OPENER | SIDEROOM WITH OPENER | BACKROOM |
| HR | SR | SRO | BR |
| 17" (431mm) | 3.75" (95mm) | 5" (125mm) | 19.5" (495mm) |

On doors 8'-10' high a minimum of 19" (483mm) headroom is required.
Doors with 50mm guides require an additional 20mm sideroom.

| Standard Steelie - notched brackets 30mm guides | | | |
|---|-------------------------|----------------------|---------------|
| HEADROOM | SIDEROOM WITHOUT OPENER | SIDEROOM WITH OPENER | BACKROOM |
| HR | SR | SRO | BR |
| 17" (431mm) | 3.00" (76mm) | 5" (125mm) | 19.5" (495mm) |

On doors 8'-10' high a minimum of 19" (483mm) headroom is required.
Doors with 50mm guides require an additional 20mm sideroom.

| Mini Steelie - standard brackets 30mm guides | | | |
|--|-------------------------|----------------------|-------------|
| HEADROOM | SIDEROOM WITHOUT OPENER | SIDEROOM WITH OPENER | BACKROOM |
| HR | SR | SRO | BR |
| 13.5" (343mm) | 3.75" (95mm) | 6.75" (170mm) | 15" (381mm) |

Steelie Mini Roller is available up to 10' x 7' (3048 x 2134mm).
Doors with 50mm guides require an additional 20mm sideroom.

| Mini Steelie - notched brackets 30mm guides | | | |
|---|-------------------------|----------------------|-------------|
| HEADROOM | SIDEROOM WITHOUT OPENER | SIDEROOM WITH OPENER | BACKROOM |
| HR | SR | SRO | BR |
| 13.5" (343mm) | 3.00" (76mm) | 6.75" (170mm) | 15" (381mm) |

Steelie Mini Roller is available up to 10' x 7' (3048 x 2134mm).
Doors with 50mm guides require an additional 20mm sideroom.





RAISING THE QUALITY - LOWERING THE PRICE

Your Cardale Stockist: The Garage Door Company

| SHOWROOM | ADDRESS | TELEPHONE |
|-------------|--|---------------|
| Birmingham | 293 Harborne Lane, Harborne, Birmingham B17 0NT | 0121 647 1787 |
| Brighton | Unit 2, Newtown Business Park, Newtown Road, Brighton BN3 7BA | 01273 964 596 |
| Bristol | Unit 1&2, Albert Crescent, St Phillips, Bristol BS2 0SU | 01173 701 973 |
| Leeds | Sheepscar House, 87 Roseville Road, Leeds LS8 5DT | 0113 244 8500 |
| Leicester | Ratby Lane, Leicester Forest East, Leicester LE3 3LG | 0116 239 5665 |
| Luton | Unit 5-9, North Luton Ind Estate, Sedgewick Road, Luton LU4 9DT | 01582 568 808 |
| Manchester | Kingston Street, Stockport, Cheshire SK3 0EA | 0161 429 0001 |
| Newcastle | Unit 6, Dutton Court, Chainbridge Road, Blaydon NE21 5ST | 0191 917 1565 |
| Nottingham | 571-573 Nuthall Road, Nottingham NG8 6AD | 0115 942 3252 |
| Plymouth | Unit 13 Burrington Business Park, Burrington Way, Plymouth PL5 3LX | 01752 907 816 |
| Reading | Unit 3, The Micro Centre, Gillette Way, Reading RG2 0LR | 01189 874 000 |
| Sheffield | 125 Matilda Street, Sheffield S1 4QG | 0114 272 2500 |
| Southampton | Unit 3, Second Avenue Bus. Park, Millbrook, Southampton SO15 0LP | 02380 704 141 |

Cardale Garage Doors
Unit 5-9 Luton North Industrial Estate, Sedgwick Road, Luton LU4 9DT
t: 01582 563777 f: 01582 568801
www.cardale.co.uk
Opening times: Mon-Fri 8.30am - 5.00pm

Cardale reserves the right to alter specifications to design and manufacture without notification.
All specifications are correct at time of publication, errors and omissions excepted.

Warranty

Please visit www.cardale.com
for warranty information.

